




Highlights

For Computer Users

- Transform an ordinary surface into an ergonomic, height-adjustable computer workstation; realize greater comfort and increased productivity
- Enjoy the benefits of decreasing sedentary behavior, such as burning extra calories, toning muscles, improving posture, increasing blood flow and ramping up metabolism
- Keyboard and display(s) easily lift with a single, fluid motion using our patented ConstantForce™ Technology 
- Back-tilt keyboard tray ensures wrists remain in a proper ergonomic neutral position; includes large worksurface and keyboard tray

For IT and Facilities Staff

- Simply clamp WorkFit-S to the front of almost any surface; no need to hire professional installers
- Three models available to support light, heavy or dual monitors
- Open architecture supports your needs now and into the future
- Durable, easy-to-clean exterior composed of aluminium, high-grade plastic and powder coated painted steel

For HR/Risk Management

- Offer sit-stand workstations to employees to promote wellness and offer computing comfort

ERGOTRON®



WorkFit-S Sit-Stand Workstation - White



WorkFit-S also available in black

Sit and stand throughout the day for a healthier way to work!

Sitting for long hours in front of a computer at work or home? The WorkFit-S from Ergotron provides proper ergonomic positioning of your display(s) and keyboard to inspire a healthier, more productive sit-stand routine. WorkFit-S transforms almost any surface into a personalized height-adjustable desk to help computer users counteract the harmful effects of increasingly sedentary life and work styles.

- ① Easily clamps to the front of any surface .47-2.4" (1,2-6 cm) thick
- ② Lift range: LCD and keyboard tray adjust 18" (46 cm) in tandem; LCD adjusts 5" (13 cm) independently; maximum LCD height adjustment = 23" (58 cm)
- ③ Integrated large worksurface provides quick access to task-related and other items
- ④ Ergonomic, large keyboard tray adjusts 18" (46 cm); tray tilts back 5° to ensure wrists remain in a neutral position for increased comfort and productivity
- ⑤ Three models available to support a single light-duty display, a single heavy-duty display or two displays



WorkFit-S, Single LD with Worksurface+



WorkFit-S, Single HD with Worksurface+



WorkFit-S, Dual Monitor with Worksurface+

Part # (color)	33-350-211 (white)	33-351-211 (white)	33-349-211 (white)
Includes	Height-adjustment column, desk clamp, LCD pivot, keyboard tray	Height-adjustment column, desk clamp, LCD pivot, keyboard tray	Height-adjustment column, desk clamp, crossbar, two (2) LCD pivots, keyboard tray
	Desk Clamp attaches to surface edge .47-2.4" (1,2-6 cm) thick		
Typical LCD Size	≤ 24"	≤ 30"	≤ 24" Maximum LCD outside width: 24.5" (62 cm) See website for details
LCD SIZE IS APPROXIMATION. DIMENSION IS DIAGONAL MEASUREMENT OF SCREEN. LCD SIZE MAY BE EXCEEDED AS LONG AS SCREEN WEIGHT DOES NOT EXCEED MAXIMUM WEIGHT CAPACITY OF THE MOUNT.			
Weight Capacity	LCD Pivot capacity 6-16 lbs (2,7-7,3 kg) Maximum load on height-adjustment assembly 24 lbs (11 kg). Includes weight of display in addition to contents on Keyboard Tray	LCD Pivot capacity 16-28 lbs (7,3-12,7 kg) Maximum load on height-adjustment assembly 35 lbs (16 kg). Includes weight of display in addition to contents on Keyboard Tray	LCD weight 6-14 lbs (2,7-6,3 kg) each, 12-28 lbs (5,5-12,7 kg) combined. Maximum load on height-adjustment assembly 31 lbs (14 kg). Includes weight of display in addition to contents on Keyboard Tray
Lift	LCD/keyboard adjust 18" (46 cm) in tandem; LCD adjusts 4.8" (12,2 cm) independently; maximum LCD height adjustment 22,8" (58 cm). The worksurface restricts the vertical travel range of the LCD lift pivot; height adjustment of LCD without worksurface is 5" (13 cm)		
Tilt	30°	30°	—
Rotation	360° Portrait to landscape screen rotation	90° Portrait to landscape screen rotation	360° Portrait to landscape screen rotation
VESA	MIS-D See website for details	MIS-D/E/F See website for details	MIS-D See website for details
Warranty	5 years		
Shipping Dimensions	8" H x 23"W x 44"D (20 x 58 x 115 cm)		
Shipping Weight	38.5 lbs (17,5 kg)	38.5 lbs (17,5 kg)	40 lbs (18 kg)



WorkFit Conversion Kit: Dual to LCD & Laptop (white)
97-938-062
Converts a WorkFit-S, Dual into an LCD & Laptop Workstation




Grommet Mount 97-649-085




Solid base provides strong stability



Clamps to the front of surface



Large back-tilt keyboard tray



VESA compliant

© 2015 Ergotron, Inc. rev. 07/23/2015-EA Literature made in U.S.A.
Content is subject to change without notification

Americas Sales and Corporate Headquarters

St. Paul, MN USA
(800) 888-8458
+1-651-681-7600
www.ergotron.com
sales@ergotron.com

EMEA Sales

Amersfoort, The Netherlands
+31 33 45 45 600
www.ergotron.com
info.eu@ergotron.com

APAC Sales

Tokyo, Japan
www.ergotron.com
apaccustomerservice@ergotron.com

