



PolarChoice Desktop
 PC Desktop-5/PC Desktop-12/
 PC Desktop-18
Mult-Pattern Desk Microphone
 with Automatic Mixer Logic



Key Features:

- RF Shield provides superior RFI/GSM shielding.
- Multi-pattern versatility. Choose between omni, cardioid, supercardioid or hypercardioid to easily adapt to any situation.
- Consistent microphone voicing across all four patterns.
- Switch can be programmed to operate as either latching on/off or momentary push-to-mute/push-to-talk.
- Disassembly of the mic isn't required to change switch functions.
- Compatible with echo cancellation for conference applications.
- High visibility blue LED clearly displays mic status to the user.
- Exceptional sound quality with EV's proven PolarChoice design.
- Available in three gooseneck lengths: 18", 12" or 5".



General Description:

The PolarChoice Desktop is a high quality tabletop microphone that can be used with both standard and automatic mixers, and is highly-shielded from RFI/GSM thanks to EV's exclusive RF Shield technology.

The PC Desktop features the exclusive EV PolarChoice miniature multi-pattern gooseneck microphone. The multi-pattern versatility of the PolarChoice microphone makes it a true "problem solver". With one non-directional and 3 directional polar patterns available, the PolarChoice microphone is ideal for virtually any installation. The PC Desktop also includes a switchable high pass filter that helps reduce any vibration induced noise pickup.

The PC Desktop features a large push button mute switch that has a much better "feel" than membrane switches. The mute button can be configured for push-on/push-off, push-to-talk, or push-to-mute function. Switch programming is easily accomplished without disassembling the microphone. A switch on the bottom quickly converts the PC Desktop to automatic mixer mode. In this mode, audio is always on.

Applications:

The PolarChoice Desktop is acoustically designed for high-quality sound reinforcement and broadcast applications. The frequency response is tailored for wide-range sound reproduction with very natural sound pickup for either distant or close-up use. The PC Desktop can be used on lecterns, podiums, desks, table-tops, or other applications. To maximize gain-before-feedback, the PolarChoice's three directional polar patterns allow the user to pick the directional polar pattern for optimum effect. For those applications where gain-before feedback is not a problem, an omnidirectional pattern is included. Applications requiring speaking close to the microphone at podiums, lecterns, or pulpits normally require a windscreen (included) to control breath noise and P-popping or, in some cases, wind noise from circulating air.

Technical Specifications:

| | |
|--------------------------------|---|
| Generation Element: | Dual condenser, back electret |
| Frequency Response: | 50 Hz to 20,000 Hz (see chart) |
| Polar Patterns: (see chart) | Omnidirectional Cardioid Supercardioid Hypercardioid |
| Sensitivity: | Open Circuit Voltage, 1 kHz: 5.6mV/Pascal |
| Clipping Level (1% THD): | >127 dB SPL |
| Equivalent Noise: | <26 dB SPL "A" weighted (0 dB=20 micropascals) |
| Dynamic Range: | >101 dB |
| Output Impedance, 1 kHz: | 200 ohms |
| Power Requirements: | Phantom, 12 – 52 VDC |
| Current Consumption: | < 5 mA with P48 supply |
| Polarity: | Pin 2 positive, referenced to pin 3, with positive pressure on the diaphragm |
| Cable: | 10-foot, 5-conductor (2-conductor shielded) black cable, terminated with a professional 3-pin male XLR style connector with gold plated pins. |
| Logic Levels: | Standard TTL levels for switch out and LED Control 5 Volts = Logic High 0 Volts = Logic Low |
| Dimensions: | Base (all mics): Length: 175 mm (6.9 in.) Width: 117 mm (4.6 in.) Height: 56 mm (2.2 in.) Gooseneck Length: PC Desktop-5: 175 mm (6.9 in.) PC Desktop-12: 318 mm (12.5 in.) PC Desktop-18: 470 mm (18.5 in.) Maximum Head Diameter: 14.6 mm (0.58 in.) Gooseneck Diameter: 6.4 mm (0.25 in.) Lower section: 7.9 mm (0.31 in.) |
| Accessories Furnished: | Windscreen |
| Optional Accessories: | WS-PC1 large windscreen |
| Color: | Nonreflecting black |
| Net Weight: | PC Desktop-5: 703 grams (24.8 oz) PC Desktop-12: 712 grams (25.1 oz) PC Desktop-18: 730 grams (25.8 oz) |
| Shipping Weight: | PC Desktop-5: 1080 grams (38.1 oz) PC Desktop-12: 1102 grams (38.9 oz) PC Desktop-18: 1111 grams (39.2 oz) |



Microphone Setup:

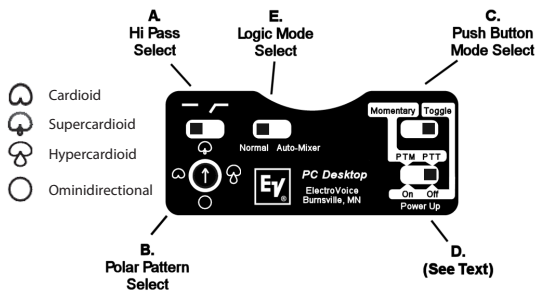


Figure 1:
PC Desktop Controls

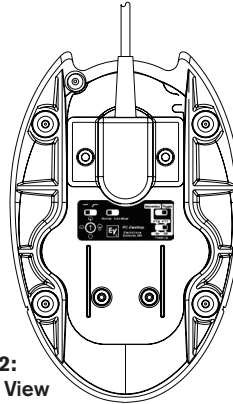


Figure 2:
Bottom View

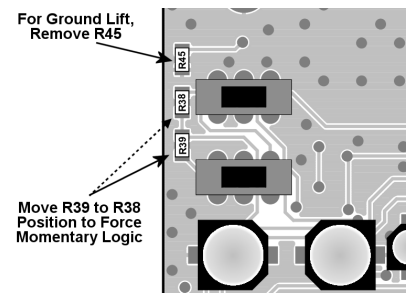


Figure 3:
PC Board Detail

Refer to Figure 1 for the following switch function descriptions-

Switch “A”:

Select High-Pass switch position. Start with this switch set to the left (flat response). If the mic is in a location where low frequency rumble or wind noise is encountered, moving this switch to the right will help by reducing low frequency sensitivity.

Flat (—): Normal response.

High Pass (⤴): minimum 5 dB reduction in sensitivity at 100 Hz.

Switch “B”:

Select preferred polar pattern. The cardioid polar pattern works well for most installations. If feedback from a sound system occurs, switching to the supercardioid or hypercardioid pattern will usually allow increased mic gain before feedback. The omnidirectional pattern is best suited for situations where there is no sound reinforcement system present, such as for recording.

Switch “C” and “D”:

Controls action of push-button switch on the top of the PC Desktop microphone.

Momentary Modes:

When switch “C” is set to the left, the push-button (mute) switch action is momentary.

In addition, If switch “D” is in the left hand position, the mic will be in push-to-mute mode.

Alternately, If switch “D” is in the right hand position, the mic will be in push-to-talk mode.

Toggle Modes:

When switch “C” is in the right hand position, the push-button (mute) switch will be in toggle (push-on/push-off) mode.

With switch “C” in the right hand position, the setting of switch “D” determines if the mic audio should be muted when power is first applied.

If switch “D” is in the left hand position, the mic audio will be on when power is first applied.

If switch “D” is in the right hand position, mic audio will be muted when power is first applied.

Switch “E” (Logic Mode Select):

When switch “E” is set in the left hand position, the PC Desktop operates as a normal desk microphone. Mic muting and operation of the LED is controlled by the push-button on the top of the mic. With switch “E” in the right hand position, the mic will be in automatic mixer mode, and the following will apply:

- 1.) Mic audio is always on.
- 2.) The automatic mixer controls LED operation and mic muting.

Wiring:

For non-automatic mixer applications, the PC Desktop comes equipped with a standard XLR style 3-pin male connector. For automatic mixer applications, remove the XLR connector and service the cable as needed.

Cable Connections:

Red – Balanced Audio High

Black – Balanced Audio Low

Shield – Audio Ground

Green – Logic Ground (Common to shield unless R45 is removed. See Figure 3.)

White – Switch Logic

Orange – LED Control

Logic Signals:

If the PC desktop mic is in momentary mode (see above section on the mute switch), the logic level on the white wire will normally be “high”, and go “low” when the push-button is pressed. If the mute switch is set for toggle mode, the logic will toggle from high to low, or from low to high, each time the button is pressed. (If desired, a pc board change can be done to force the logic to always be momentary, regardless of switch settings. See Figure 3).

LED Control:

When the mic is in automatic mixer mode, a low logic signal on the orange LED control wire will cause the LED to light.

Logic Ground Lift:

If necessary, the logic and audio grounds can be separated. This requires removing a resistor from the pc board. See Figure 3.

EV Multi-Port Windscreen:

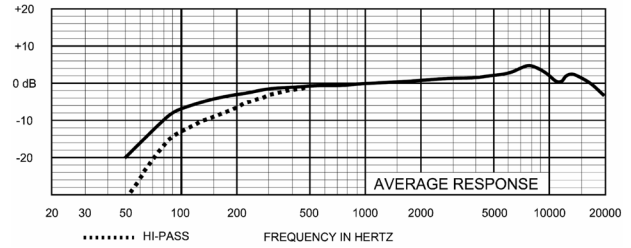
All PolarChoice microphones come with the exclusive EV Multi-Port Windscreen. This unique one-piece ported design offers greatly improved resistance to "P"-popping noise by creating a two-stage filter that has an air space between the stages. This makes the multi-port windscreen as effective as much larger traditional designs.



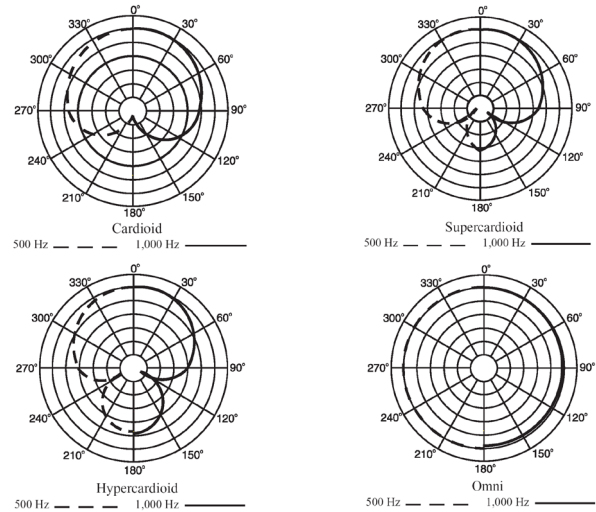
Architects' and Engineers' Specifications:

PolarChoice Desktop: PC Desktop-5, PC Desktop-12, PC Desktop-18. The microphone shall be a freestanding, tabletop microphone with a high degree of output signal quality despite possibly near-field presence of RF (radio frequency) devices such as cell phones. The base will have a 10-foot integral 5-conductor (2-conductor shielded) cable terminated in a 3-pin XLRM connector. The microphone shall have four selectable polar patterns: omnidirectional, cardioid, supercardioid, and hypercardioid. The mic will use a pair of back-electret condenser elements with a frequency response of 50 Hz to 20 kHz. The microphone shall have a nominal, balanced output impedance of 200 ohms. The microphone will have a switchable high-pass filter to roll off low frequencies. The microphone shall have an output level of 5.6 mV/Pascal and outputs shall not be appreciably affected by the following temperature and humidity extremes: -29° to 74° C (-20° to 165°F) when the relative humidity is 0-50%; -29° to 57°C (-20° to 135°F) when the relative humidity is 0-95%. Dimensions shall be 231 mm (9.1 in.) long (PC Desktop-5), 373 mm (14.7 in.) long (PC Desktop-12), and 526 mm (20.7 in.) long (PC Desktop-18) with a maximum head diameter of 14.6 mm (0.58 in). The PC Desktop-5 microphone shall include a 175 mm (6.9 in.) gooseneck. The PC Desktop-12 microphone shall include a 318 mm (12.5 in.) gooseneck. The PC Desktop-18 microphone shall include a 470 mm (18.5 in.) gooseneck. The gooseneck will be attached to a base that has a top mounted push-button and a status LED that lights when audio is active. The push-button will be configurable to operate in either momentary or toggle mode. When the microphone is set in momentary mode, the push-button can be programmed to operate in either push-to-mute or push-to-talk mode. When the microphone is set in toggle mode and power is initially applied, the status of the microphone can be programmed to be either on or muted. The microphone will be capable of operation with automatic mixers by means of a configuration switch located on the bottom of the microphone. When the microphone is in automatic mixer mode, normal LED and top push button functions are disabled. In automatic mixer mode, audio will always be on, the top push button will only change the logic level on the microphone's white wire, and a logic low level on the microphone's orange wire will cause the LED to illuminate. All controls except for the push button shall be accessible from the bottom of the microphone base. The microphone base shall be of metal construction. The microphone will include an external windscreen. The microphone shall have a nonreflecting black finish. The Electro-Voice PolarChoice PC Desktop-5, PC Desktop-12, or PC Desktop-18 is specified.

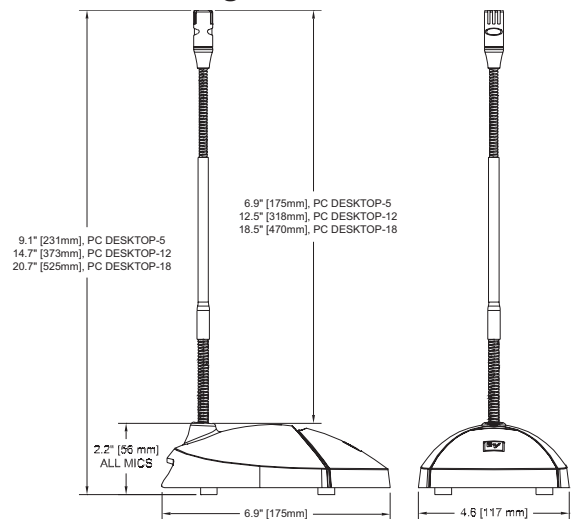
Frequency Response:



Polar Response:



Dimension Drawing:



Polar Choice Part Numbers:

PC Desktop-5 • 5" Gooseneck Length
 PC Desktop-12 • 12" Gooseneck Length
 PC Desktop-18 • 18" Gooseneck Length

Warranty:

Please refer to the Limited Warranty information found at:
www.electrovoice.com

Electro-Voice

12000 Portland Avenue South, Burnsville, MN 55337
 Phone: 952/884-4051, Fax: 952/884-0043

www.electrovoice.com

© Bosch Communications Systems 09/2011

Part Number F.01U.177.760 Rev 05



U.S.A. and Canada only. For customer orders, contact Customer Service at:
800/392-3497 Fax: 800/955-6831

Europe, Africa, and Middle East only. For customer orders, contact Customer Service at:
+ 49 9421-706 0 Fax: + 49 9421-706 265

Other International locations. For customer orders, Contact Customer Service at:
+ 1 952 884-4051 Fax: + 1 952 887-9212

For warranty repair or service information, contact the Service Repair department at:
800/685-2606

For technical assistance, contact Technical Support at: **866/78AUDIO**

Specifications subject to change without notice.